

Data Sheet

Accessories



E-Grip Evolve

Premium High Performance Adhesive for ECOsilence Underlayment, Sheet Vinyl, Luxury Vinyl Tile & Plank

E-Grip Evolve is a proprietary, high performance, wet-set adhesive designed specifically for installing Luxury Vinyl Tile and Plank and ECOsilence underlayment membranes. With its strong, durable, moisture-resistant and alkali-resistant bond, it is ideal for commercial applications. E-Grip Evolve has an excellent open time, develops strength quickly, performs well under rolling loads and resists indentation. Its low volatile organic content makes it ideal for use in occupied buildings.

Advantages

- Strong tenacious bond when installing ECOsilence under LVT
- Transitional, hard setting resistant to indentation
- Plasticizer migration resistant for use with approved LVT, LVP and vinyl flooring
- Low VOC formula meets SCAQMD (*South Coast Air Quality Management District Rule 1168*)
- Easy to trowel and easy clean up
- No mixing required
- CRI Green Label Plus Certified

Limitations

- Do not install over substrates containing asbestos
- For interior installations only
- Do not apply over existing adhesive residue
- Use only when substrate temperature is between 65°F and 90°F (16°C and 32°C)
- Protect from freezing Follow flooring manufacturer's instructions for installation and substrate preparation

Suitable Substrates	Exterior grade plywood, Group 1, type CC or other approved wood underlayments per manufacturers recommendations. Concrete and properly prepared cement terrazzo. Portland-based self-leveling underlayments and patching compounds, Embossing levelers applied over existing, properly prepared and dully bonded ceramic tile and fully bonded VCT (Limit 1 layer). For QT, properly prepared and primed gypsum underlayments that meet the ASTM F2419 requirements for compressive strength. Contact flooring manufacturers for complete guidelines on suitable substrates.
Surface Prep	All substrates must be clean, structurally sound, dry, solid and stable. Substrate should be clean and free of dust, dirt, oil, grease, paint, curing agents, concrete seales, loosly bonded toppings, loose particles, and old adhesive residue per the ASTM F-710 standards. All surfaces must be level, even, flat and smooth per the flooring manufacturers recommendations.
Cleaning	Promptly clean any adhesive from the flooring material's surface with water while the adhesive is still wet. Use mineral spirits once dried. Use caution with mineral spirits as it may be harmful to some materials. Do not apply solvents directly to the flooring materials. Clean tools with water while the adhesive is still wet.
Warranty	5 Years

Physical Data

Adhesive Type	Vinyl Acrylic Polymer	Flash Point	>212 °F(100°C)
Color	Off-White	Maximum RH (ASTM F-2170)	80% RH diminishing
Antimicrobial	Yes	Freeze/Thaw	Protect from freezing. Stable up to 5 cycles at 0°F (-18°C)
Consistency	Creamy	PH	7-9
Voc Content	.28 lbs/gal (34 g/l)	Shelf Life	2 years stored at 73°F (23°C)
Density	8.3 lbs/gal (3.77 kg per 3.79 L)		



NOTE: Protect containers from freezing in transit and storage. Provide heated storage on site and deliver all materials at least 24 hours before beginning installation.

Application Characteristics

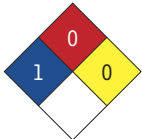
Over Porous Substrates	Flash Time*	Working Time**
Permanent Bonding (Rubber)	0 min.	30 min.
Permanent Bonding (LVT)	15-30 min. OR until adhesive valley is clear and adhesive ridges are wet to the touch	15-30 min.
Permanent Bonding (LVT) over 5mm ECOsilence using a 1/16" square notch trowel	90-120 min. OR until adhesive valley is clear and adhesive ridges are gummy to the touch	Approx. 30-45 min. over QT sound mat
Over Non-Porous Substrates	Flash Time*	Working Time**
Permanent Bonding (Rubber)	0 min.	30-45 min.
Permanent Bonding (LVT)	30-45 min. OR until adhesive valley is clear and adhesive ridges are wet to the touch	30-45 min.
Permanent Bonding (LVT) over 2mm ECOsilence using a 1/32"x1/16"x1/32" trowel	30-45 min. OR until adhesive valley is clear and adhesive ridges are gummy to the touch	Approx. 15-30 min.

*Flash Time: The amount of time recommended for the adhesive to remain exposed to the air and still effectively bond to the floor covering. **Working Time: The maximum amount of time that an adhesive can remain exposed to the air and still effectively bond to the floor covering. NOTE: Flash and working times may vary based on temperature, humidity, substrate porosity, trowel size and jobsite conditions.

Coverage Rates*

Flooring Type	Recommended Trowel	Approximate Coverage
Luxury Vinyl Tile, Luxury Vinyl Plank, <i>ECOsilence (5mm)</i>	$1/16" \times 1/16" \times 1/16"$ (1.5 x 1.5 x 1.5 mm) 	100 to 125 sp.ft./U.S. gal (2.45 to 3.06 m ² per L)
Luxury Vinyl Tile, Luxury Vinyl Plank, <i>ECOsilence (2mm)</i>	$1/32" \times 1/16" \times 1/32"$ (1 x 1.5 x 1 mm) 	150 to 200 sp.ft. /U.S. gal (3.68 to 4.9 m ² per L)

* Coverage shown is for estimating purposes only. Actual jobsite coverage may vary according to substrate conditions and setting practices.



Health	1
Flammability	0
Reactivity	0
Personal Protection	0